

August 14, 2015
SWBAT: determine
beginning process of
debate



UPCOMING- EVEN DAY

THIS WEEK

8/14

Introduction
Vocabulary

NEXT WEEK

8/18

More introductory
work
More vocabulary
Brainstorming

8/20

Strategy
Draw for debate topics

August 14, 2015
SWBAT: determine
beginning process of
debate

APPLIED FORENSICS

Resolution: The United States federal
government should substantially curtail its
domestic surveillance.

Steps to solving this...

August 14, 2015

SWBAT: determine
beginning process of
debate

APPLIED FORENSICS

Motion: The House wants change

Resolution: The US Government...

As team of two: determine the argument you want

In here: Frame out the argument together sitting

***In lab: Find research to support what you are
saying/create alphanumeric outline you
would use for debate***

***Can you anticipate the counterargument yet? This
will help direct your additional evidence.***

APPLIED FORENSICS

August 14, 2015

SW/PAT: determine

Are you pro or
con?—you are
driving the argument

Resolved: already stated

Introduce your topic (include definition if needed)

I Big reason 1

A Support

1. Explanation of support

i. evidence (ethos/pathos/logos)

2. another reason this is a good idea

i. more evidence of same idea

B More Support

II Big Reason 2

A Support

B Support

III Big Reason 3

A Support

B Support

August 14, 2015
SWBAT: determine
beginning process of
debate

APPLIED FORENSICS

**life
hacks**

#486

Stop using Google.com to search
information for school essays,
use scholar.google.com instead.
You will find more relevant
information right away!

@1000LifeHacks
1000LifeHacks.com

August 14, 2015
SWBAT: determine
beginning process of
debate

APPLIED FORENSICS



Follow these places on Twitter for support for
topics/interesting articles about current events

@TIME

@nytimes

@NewYorker

@Debate_Central

@nytimesopinion

@roomfordebate

Public Forum Fundamentals

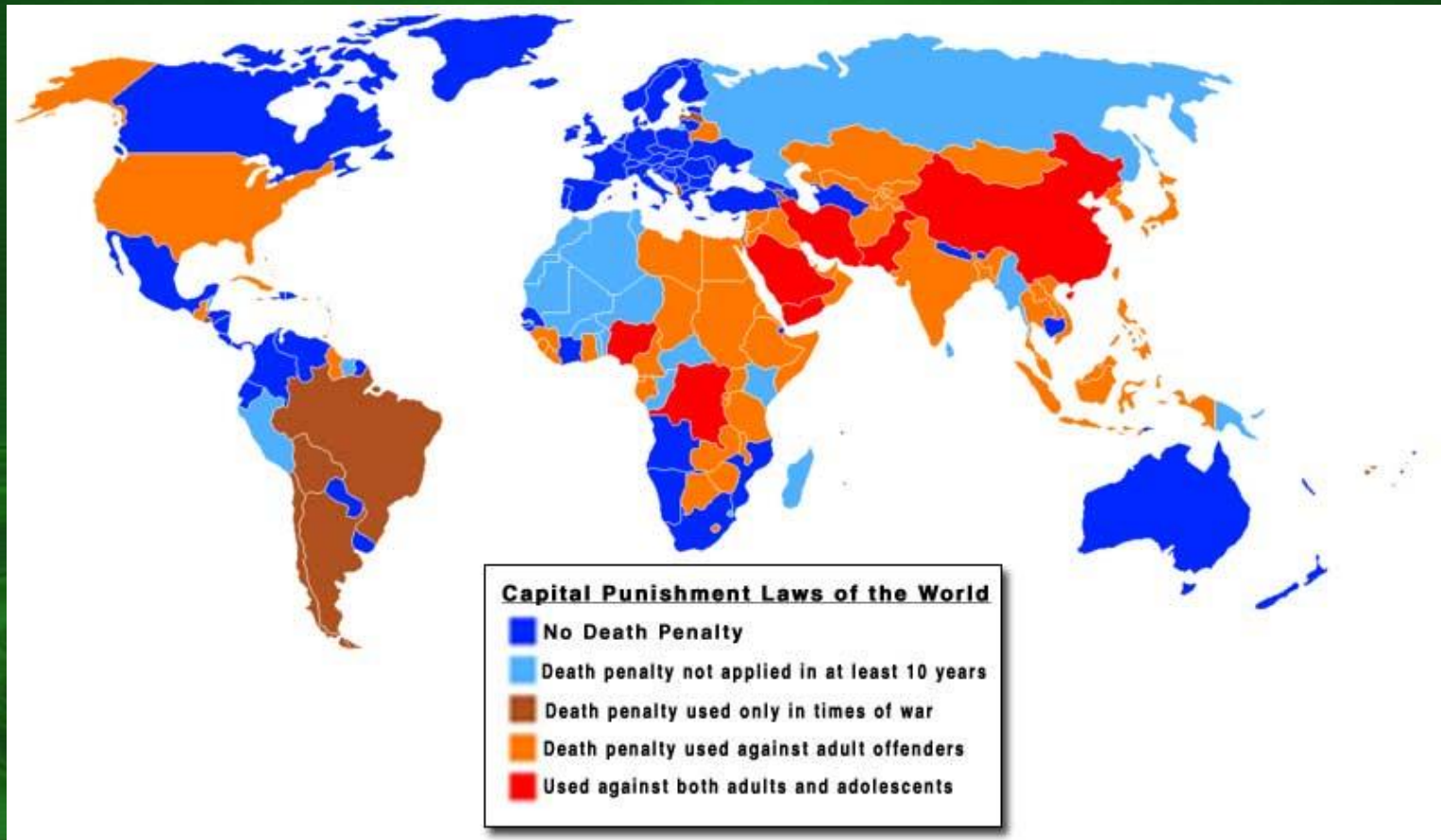


Key Terms




Pro

- The side arguing for the resolution.



Con

- The side arguing against the resolution.



Case

- Foundations of arguments presented in the two first speeches

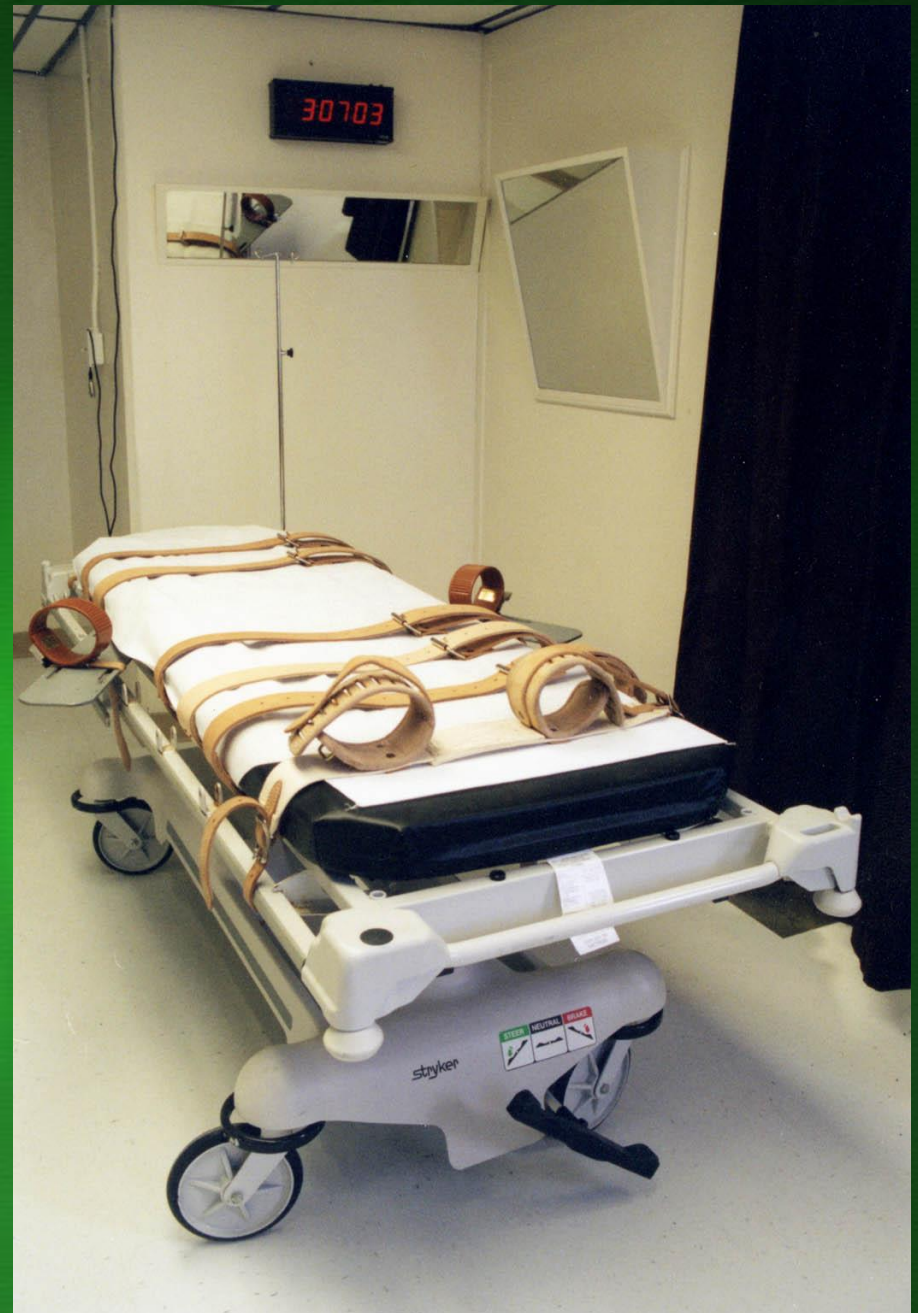


Case Fundamentals



Structure

- I. Introduction
- II. Contention 1
- III. Contention 2
- IV. Conclusion



Introduction

- Attention Grabber – quotes, story, etc.
- State the resolution and the side you support

I will believe in the death penalty when you will prove to me the infallibility of human beings.
—Marquis de Lafayette



Contention 1 & 2

- Two different claims that can be supported with multiple warrants
- Each contention will have 2-3 warrants
- Include evidence to support/prove claims



Conclusion

- Very short summary of arguments



Speech Requirements

What to do in each of the
speeches...



Pro Constructive (4 min) & Con Constructive (4 min)

- Pre-written speech outlining only YOUR side of the resolution
- Formal presentation and easy to understand



Cross Examination (3 min)

- Take turns asking questions and giving answers

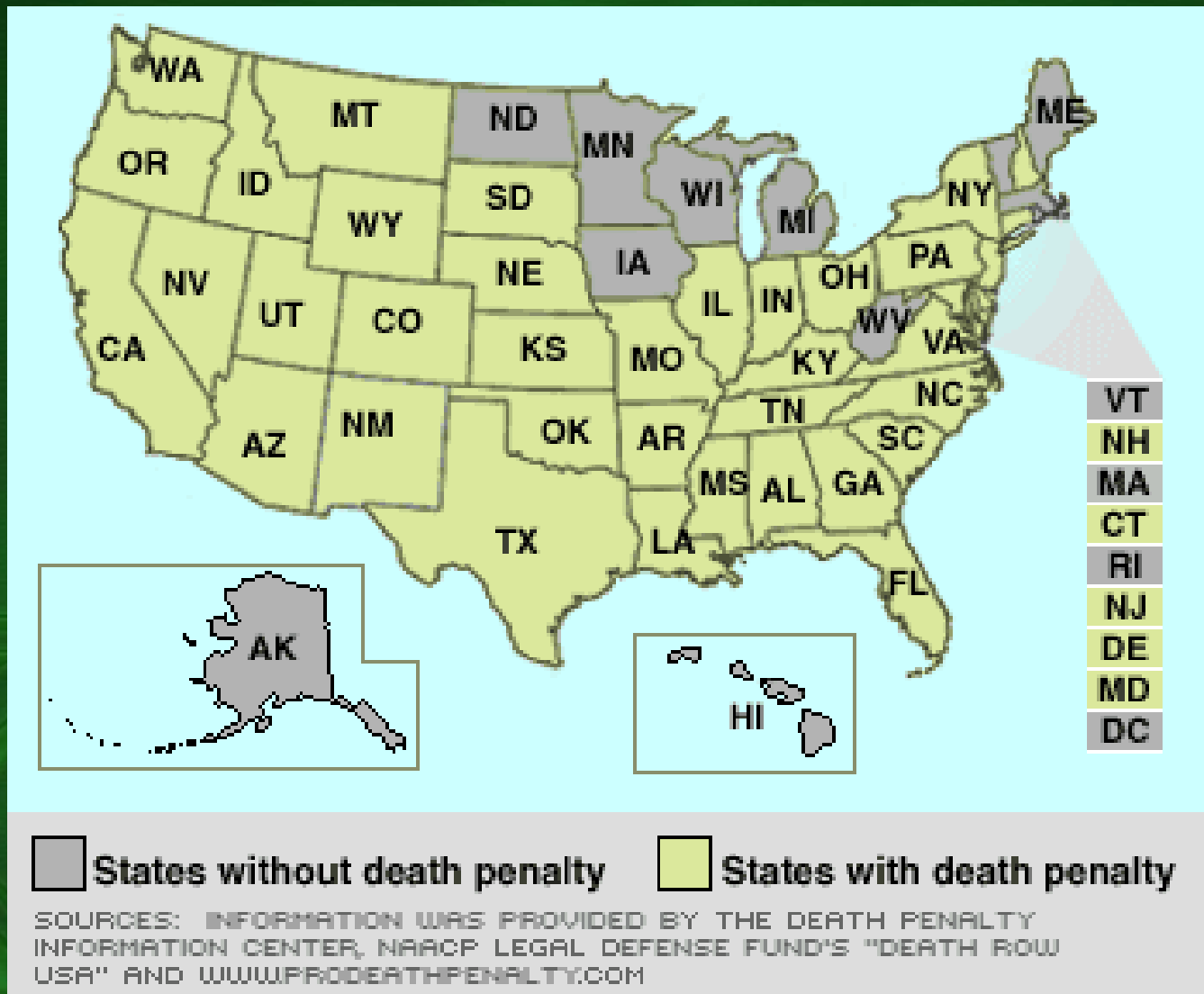


Pro Rebuttal (4 min) & Con Rebuttal (4 min)

- Attack each of the opponents warrants using logic and evidence
- The more attacks made, the better



Cross Examination (3 min)




Pro Summary (2 min) & Con Summary (2 min)

- Respond to opponent attacks
- Choose your strongest arguments to defend



Grand Crossfire (3 min)

- All four speakers take turns asking questions and giving answers
- Pro 1 – Con 1 – Pro 2 – Con 2...



Pro Final Focus (1 min) & Con Final Focus (1 min)

- Choose your best (1) argument and explain why you are correct and should win

