

19 March 2018

Setting up for class

Log on to your computer

Bellwork (30 minutes)

TEDTalk response

Agenda (3 minutes)

Skill (25 minutes)

Annotation


Workshop (30 minutes)

History Annotation

Peace/Out (2 minutes)

1. OFFICE 365 (is it OUTLOOK?)

2. Open "TEAMS"



19 March 2018

Setting up for class

Bellwork (30 minutes)

TEDTalk response

Agenda (3 minutes)

Skill (25 minutes)

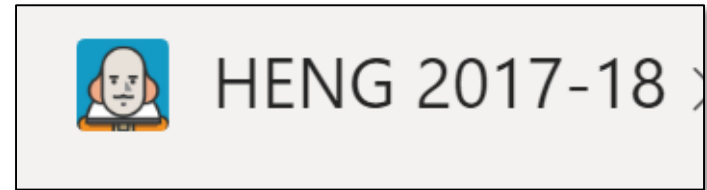
Annotation

Workshop (30 minutes)

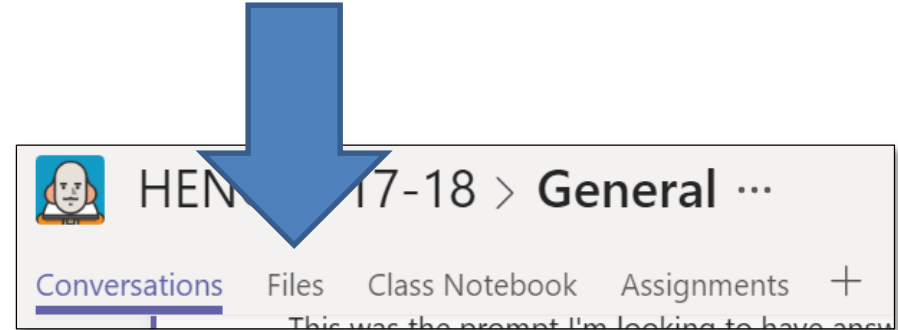
History Annotation

Peace/Out (2 minutes)

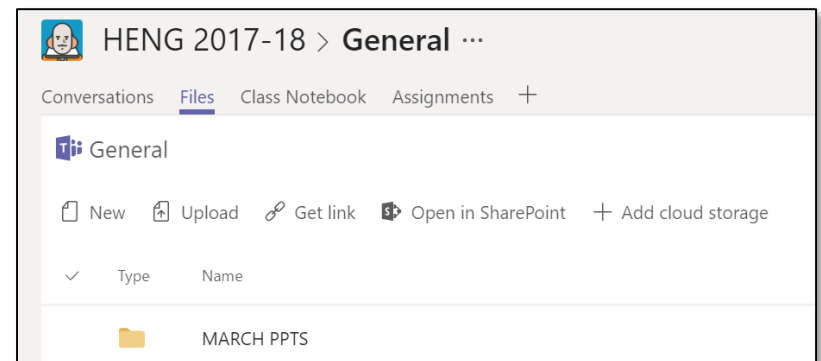
Find our group



Select "Files"



Open MARCH PPTS



19 March 2018

Bellwork:

YN: paper/pen(cil)

IWBAT: make a claim, defend with opinion

Bellwork (30
minutes)

TEDTalk response

*My Question(s):
(pick one)*

Agenda (3 minutes)

Are you a leader or a follower?

Skill (25 minutes)

Annotation

What are the characteristics of a leader?

Workshop (30
minutes)

History Annotation

Born or made?

Peace/Out (2
minutes)

Refer to "Revision Process" document

19 March 2018

Bellwork:

YN: paper/pen(cil)

IWBAT: take notes while listening to a video

Bellwork (30 minutes)

TEDTalk response

Agenda (3 minutes)

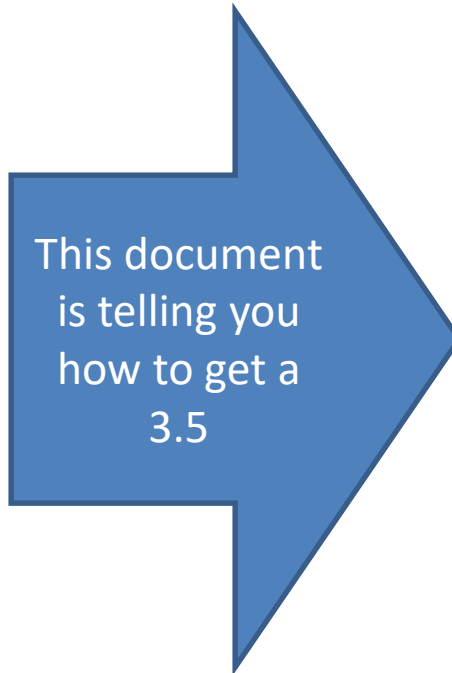
Skill (25 minutes)

Annotation

Workshop (30 minutes)

History Annotation

Peace/Out (2 minutes)



This document
is telling you
how to get a
3.5

Revision Process

DAY 1

1. Write paper.
2. Look at it with your eyes.
3. Ask yourself—did I do everything a writer does?
 - Hook reader in some INTERESTING manner
 - Address the prompt so reader understands purpose of writing?
 - Use any outside sources?
 - Introduce the source/qualifier/interesting verb/" (where located).
If appropriate, EXPLAIN how this idea matches WHY YOU are using?
 - Provide evidence of YOUR understanding
 - Examples from YOU
 - Examples from reading that you explain
 - Show your reader you were done by concluding in some manner?
 - Refer to ~~the~~ prompt
 - Refer to ~~the~~ quote you might have used
 - Refer to ~~the~~ hook
 - Answer a question ~~that~~ you might have posed
4. Consider it done. Think you will submit.

DAY 2

1. Ask a peer to read.
2. Hope ~~that~~ they don't just say "I really like what you said".
3. Hope ~~that~~ they say those words AND THEN SAY "I wonder, though...if you could...".
4. Decide you do not like that person, but respect that maybe there is something to what they said.
5. Decide to try something different.
 - Different hook
 - Additional quote inside a paragraph
 - Additional evidence from ~~the~~ text to support ideas
 - Better, clearer, explanation of what you are writing about
 - More fascinating word choice
 - Look at transitions and decide to try new ones, OR DECIDE TO PUT SOME IN, ~~because~~ otherwise you are ~~just~~ essentially abruptly changing channels.
 - Attention to punctuation that indicates reading aloud—so you catch punctuation
6. Check conclusion to decide if there actually is a conclusion, or if you just walked away.
7. Make enough changes that your teacher understands THIS is what you meant to write.

13 February 2018

THIS WEEK

3/19

Regroup

HW: SAT annotation

NEXT WEEK

3/27

Workshop

HW: Project



Put this in your
Agenda

3/21

Project announcement

HW: Text annotation

FIELD TRIP ON 3/28

1. Get forms back
2. Tell your ODD DAY teacher

3/23

Workshop

SAT Annotation Due

HW: Project

3/29

Workshop

HW: Finish Project

You have weird April
Two weeks of 2 days

19 March 2018

The Struggle for Freedom

HOMEWORK

Bellwork (30 minutes)

TEDTalk response

Agenda (3 minutes)


Skill (25 minutes)

Annotation

Workshop (30 minutes)

History Annotation

Peace/Out (2 minutes)



1. Annotate the SAT words document

2. Start annotating the HISTORY document

19 March 2018

Bellwork:

YN: paper/pen(cil)

IWBAT: take notes while listening to a video

Bellwork (30
minutes)

TEDTalk response

Agenda (3 minutes)

Skill (25 minutes)

Annotation

Workshop (30
minutes)

History Annotation

Peace/Out (2
minutes)

1. *Heading= TEDTalk/Derek Sivers*
2. *You are listening for the lessons—
number and paraphrase as needed*



https://www.ted.com/talks/derek_sivers_how_to_start_a_movement

19 March 2018

Bellwork:

YN: paper/pen(cil)

IWBAT: take notes while listening to a video

Bellwork (30
minutes)

TEDTalk response



Agenda (3 minutes)

Skill (25 minutes)

Annotation

Workshop (30
minutes)

History Annotation

Peace/Out (2
minutes)

*Here in the 4th Quarter, what can
you do to start a movement?
What could that movement be?
If you don't want to start your
own, what type do you wish you
could be part of?*

19 March 2018

Vocabulary Practice

YN: access to computer

IWBAT: annotate a document to help with learning

Bellwork (30 minutes)

TEDTalk response

Agenda (3 minutes)

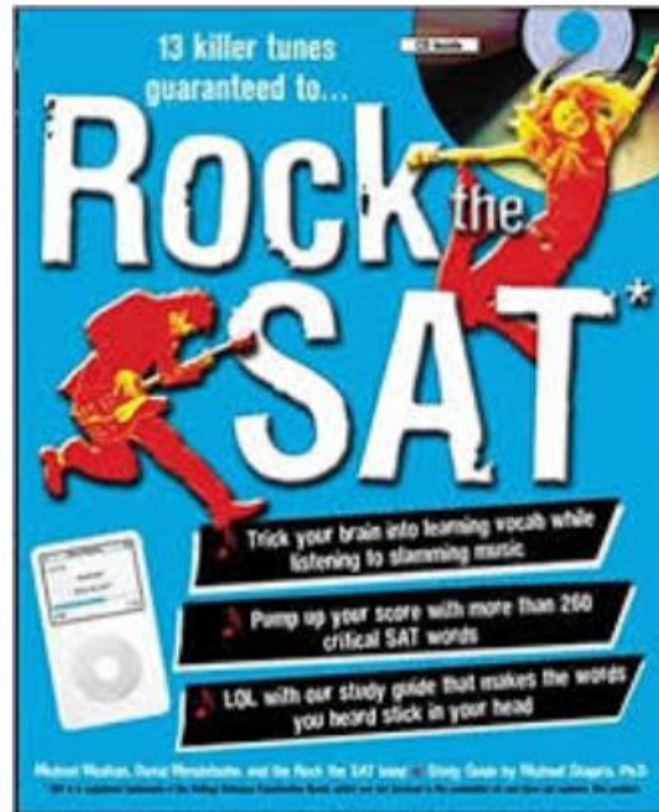
Skill (25 minutes)

Annotation

Workshop (30 minutes)

History Annotation

Peace/Out (2 minutes)




19 March 2018

Setting up for class

Find our group

Bellwork (30 minutes)

TEDTalk response

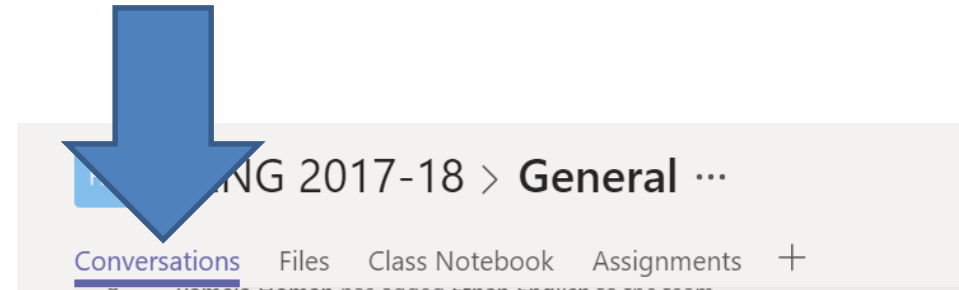


Agenda (3 minutes)

Select “Conversations”

Skill (25 minutes)

Annotation

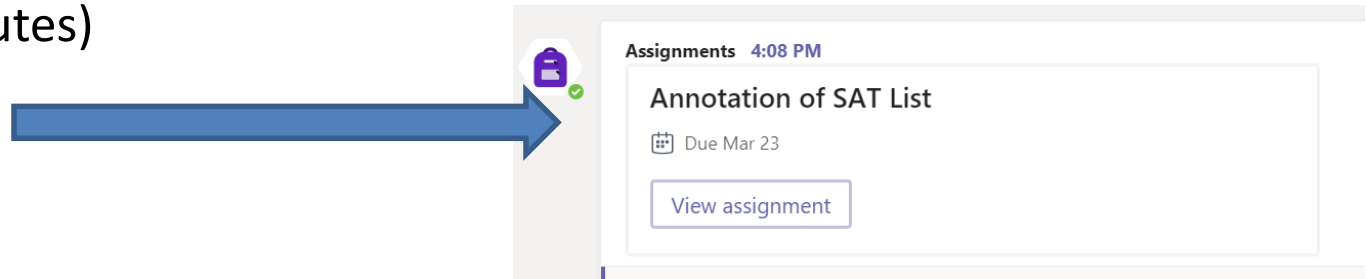


Workshop (30 minutes)

History Annotation

Notice you have an assignment

Peace/Out (2 minutes)



19 March 2018

Setting up for class

OPEN

Bellwork (30 minutes)

TEDTalk response

Agenda (3 minutes)

Skill (25 minutes)

Annotation

Workshop (30 minutes)

History Annotation

Peace/Out (2 minutes)

Annotation of SAT List

Due Date
Fri Mar 23, 2018 at 11:59 PM


Late turn-in allowed
No

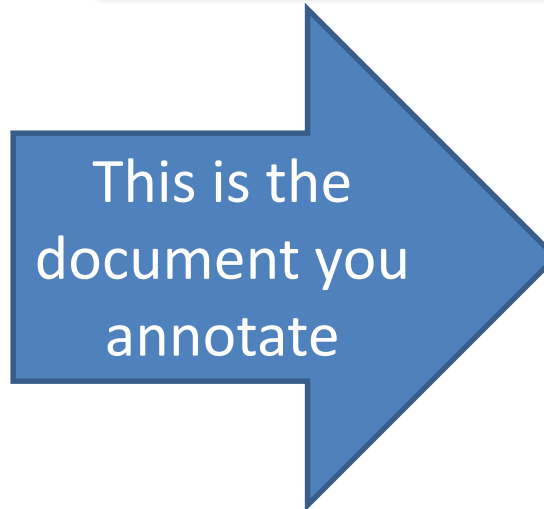
Points
No Points

Instructions
Students practice annotation skills on SAT List #5. I will check your submissions/cards for completion.

EXAM IS LAST APRIL CLASS

Reference materials
None

Student work
 Rock the SAT (spitball in the eye).docx



NAME _____

Your assignment: ANNOTATE THIS DOCUMENT/Create study strategy (cards/Quizlet)

1. Underline the word
2. **Highlight** the meaning
3. If you need look up a meaning, *ital the definition to the side*
4. Make notecards OR create a QUIZLET (YOUR OWN set) <https://quizlet.com/create-set>

Spitball in the Eye

This song is by [Rock The SAT](#) and appears on the album [Rock The SAT \(2006\)](#).

I knew something was impending, it was just about to happen
I knew some event was imminent when I crawled out of bed today
The school bus was cacophonous with lots of noise and dissonance
It was a frantic and frenetic mess, that's when you turned my way

If I were social and gregarious, I would have said, "Hello
Who are you? Where on earth did you come from?
And where do you want to go?"

You hit me like a spitball in the eye
A spitball in the eye
That's not facetious, I'm not joking
I felt like I could cry
Like getting hit with a spitball in the eye
I could not hide my chagrin, I was embarrassed and abashed around you
I thought for sure I was too demure, too modest and reserved
Intipid, boring morning chatter echoed all around
I had to concentrate, to cogitate and try to work up my nerve

19 March 2018

Bellwork (30
minutes)

TEDTalk response

Agenda (3 minutes)

Skill (25 minutes)

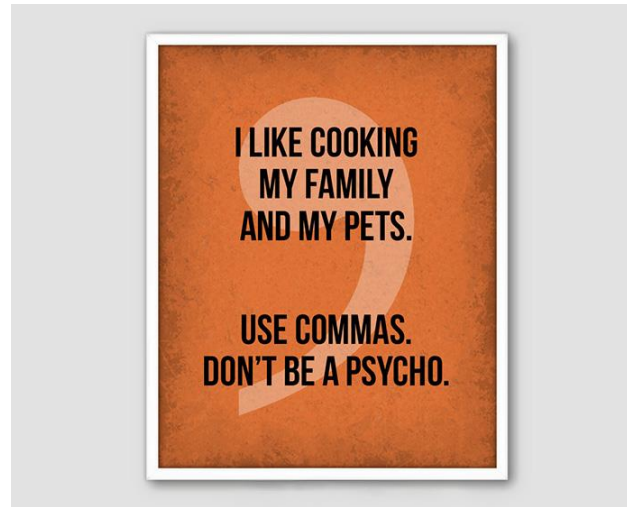
Annotation

Workshop (30
minutes)

History Annotation

Peace/Out (2
minutes)

Grammar Break



15 minute grammar.

https://www.eduplace.com/kids/hme/k_5/grammar/

<https://www.act.org/content/act/en/products-and-services/the-act/test-preparation/english-practice-test-questions.html?page=0&chapter=0>

<https://www.guesbook.com/>

19 March 2018

The Struggle for Freedom

Grammar Break

Bellwork (30
minutes)

TEDTalk response

Agenda (3 minutes)

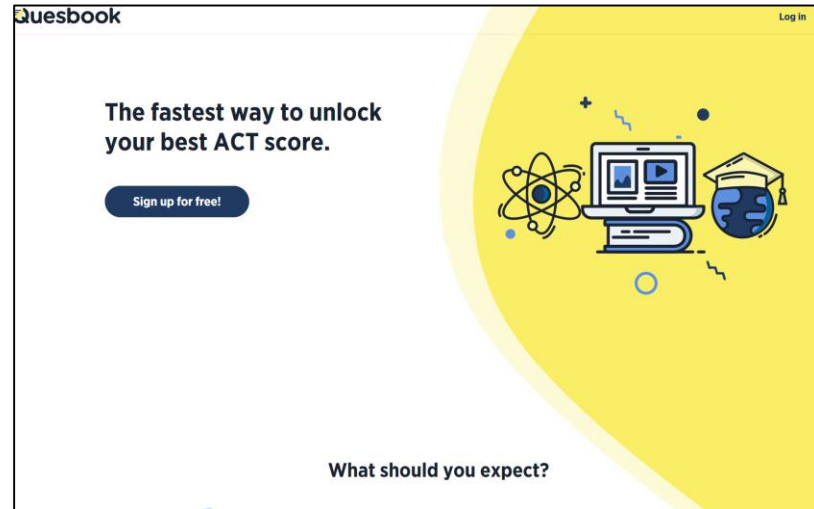
Skill (25 minutes)

Annotation

Workshop (30
minutes)

History Annotation

Peace/Out (2
minutes)



<https://www.quesbook.com/>

You will need to establish an account

19 March 2018

The Struggle for Freedom

Grammar Break

Bellwork (30 minutes)

TEDTalk response

Agenda (3 minutes)

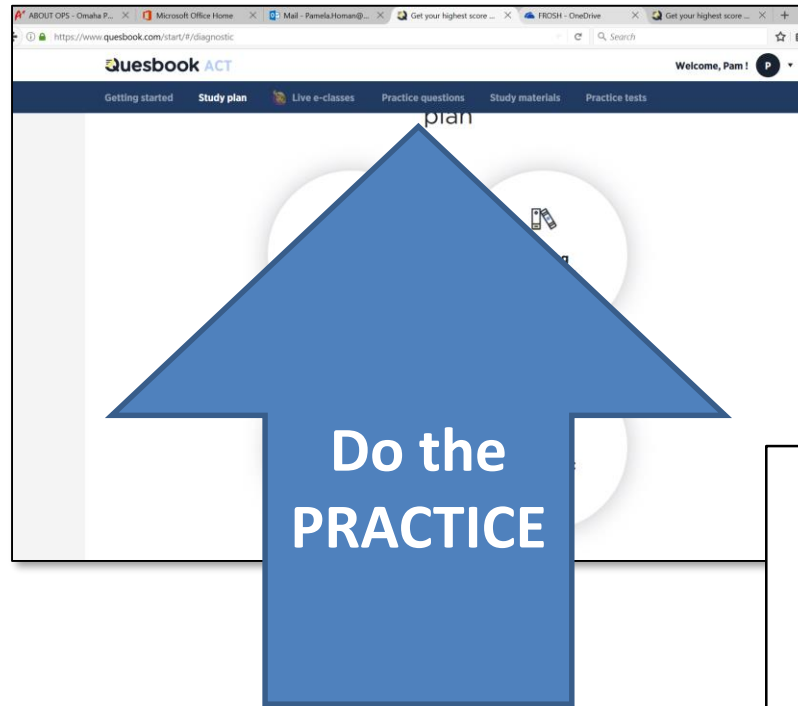
Skill (25 minutes)

Annotation

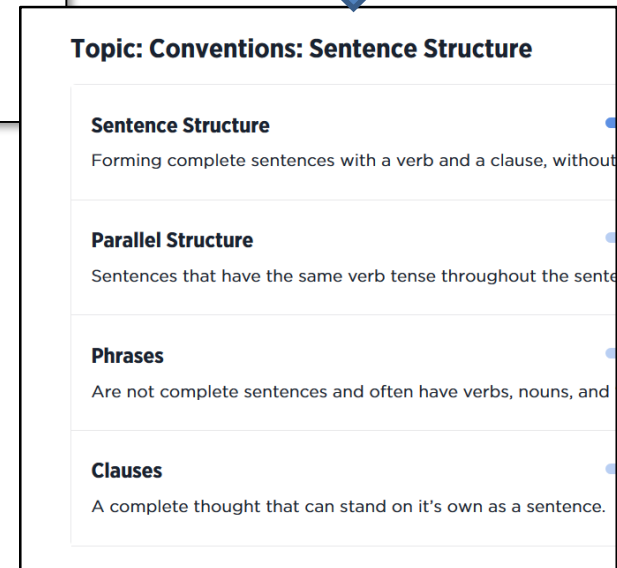
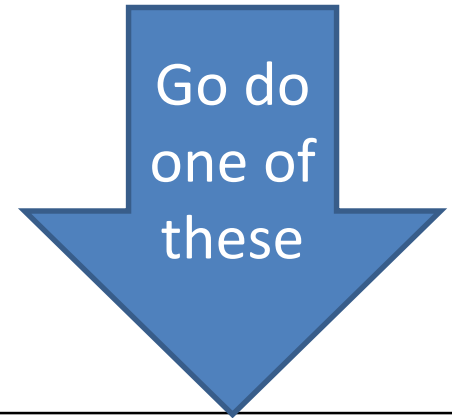
Workshop (30 minutes)

History Annotation

Peace/Out (2 minutes)



The image shows a screenshot of the Quesbook ACT website. The browser's address bar displays the URL <https://www.quesbook.com/start/#/diagnostic>. The website header includes the Quesbook ACT logo and a navigation menu with items: Getting started, Study plan, Live e-classes, Practice questions, Study materials, and Practice tests. A large blue arrow points upwards from the bottom of the screenshot, with the text "Do the PRACTICE" written in white inside it.



The image shows a screenshot of a Quesbook ACT page titled "Topic: Conventions: Sentence Structure". The page lists several grammar topics with brief descriptions:

- Sentence Structure**: Forming complete sentences with a verb and a clause, without
- Parallel Structure**: Sentences that have the same verb tense throughout the sente
- Phrases**: Are not complete sentences and often have verbs, nouns, and
- Clauses**: A complete thought that can stand on it's own as a sentence.

19 March 2018

The Struggle for Freedom

Annotation Practice

Bellwork (30 minutes)

TEDTalk response

Agenda (3 minutes)

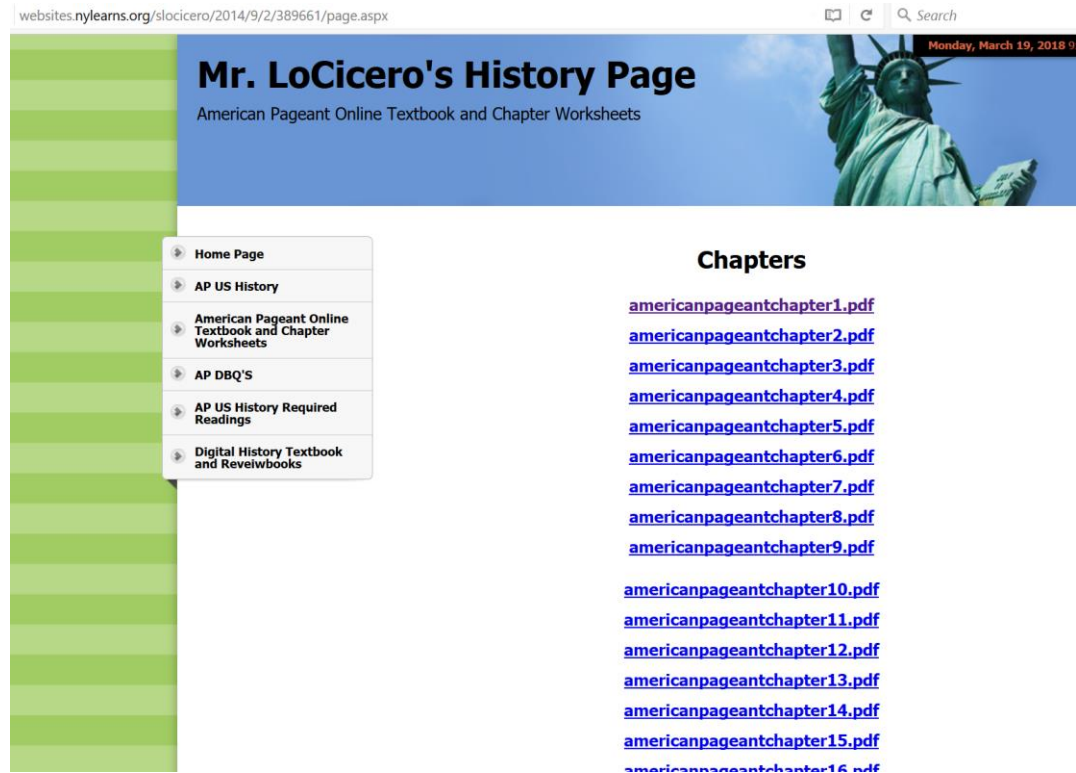
Skill (25 minutes)

Annotation

Workshop (30 minutes)

History Annotation

Peace/Out (2 minutes)



The screenshot shows a web browser window with the URL websites.nylearns.org/slocicero/2014/9/2/389661/page.aspx. The page title is "Mr. LoCicero's History Page" and the subtitle is "American Pageant Online Textbook and Chapter Worksheets". The header features a blue background with a photograph of the Statue of Liberty. A navigation menu on the left lists: Home Page, AP US History, American Pageant Online Textbook and Chapter Worksheets, AP DBQ'S, AP US History Required Readings, and Digital History Textbook and Reveiwbooks. The main content area is titled "Chapters" and lists 16 PDF links: [americanpageantchapter1.pdf](#) through [americanpageantchapter16.pdf](#). The date "Monday, March 19, 2018" is visible in the top right corner.

<http://websites.nylearns.org/slocicero/2014/9/2/389661/page.aspx>

19 March 2018

The Struggle for Freedom

HOMEWORK

Bellwork (30 minutes)

TEDTalk response

Agenda (3 minutes)


Skill (25 minutes)

Annotation

Workshop (30 minutes)

History Annotation

Peace/Out (2 minutes)



1. Annotate the SAT words document

2. Start annotating the HISTORY document

19 March 2018

The Struggle for Freedom

PLEASE USE MLA
HEADING

Write on a piece of scratch paper

Bellwork (30 minutes)

TEDTalk response

Agenda (3 minutes)

Skill (25 minutes)

Annotation

Workshop (30 minutes)

History Annotation

Peace/Out (2 minutes)

***What is one thing you need to
work on in 4Q?***

Using third person, interrogative.

